



LOCAL EXHAUST VENTILATION



Erasmus+





Erasmus+

LOCAL EXHAUST VENTILATION



The association for hair and beauty has decided that when using bleach, perms, hair dyes, aerosols etc. Local exhaust ventilation must be used to prevent harmful particles spreading in the room.

Occupational health legislation also states that the extracted air volume should be approximately 100 m³ /hour/unit.

Local exhaust ventilation can be established via an arm with suction for every two operating workstations, and one arm for every two washing workstations.

There must be access to local exhaust ventilation at all workstations of performing bleaching, perms, hair dye etc.



Erasmus+

LOCAL EXHAUST VENTILATION



Rules in the hair and beauty industry in Denmark indicates that there must be established a local exhaust ventilation on fixed workplaces.

When working with any harmful products developing gases, aerosols, microorganisms, dust or the like, foul odors or other nuisance air pollution the exhaust system must be used.

This will eliminate pollution at the place where it is developed.



Erasmus+

LOCAL EXHAUST VENTILATION



Occupational health legislation also provides that any working area must have adequate supply of fresh air without annoying drafts.

In addition to ensure fresh air in hair and beauty salons, it also helps to remove smaller scattered contaminants from people and materials in the room.





Erasmus+

LOCAL EXHAUST VENTILATION



The air taken out of process ventilation - local exhaust ventilation - must not be returned to the working space or other facilities.

This means that air can not be recycled and must be evacuated to the outside.

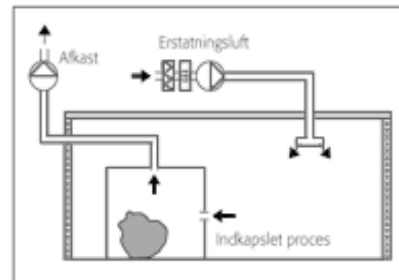


Fig. 1

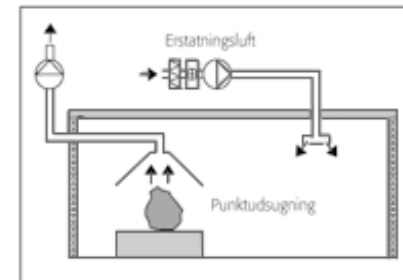


Fig. 2

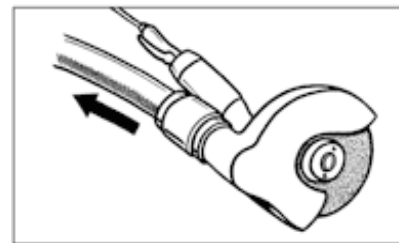


Fig. 3



Erasmus+

LOCAL EXHAUST VENTILATION



It must be documented that the extracted air, is effectively cleaned and have at least the same quality as the outdoor air, including that it does not contain bad smells or other unpleasant air pollution.

Constant measurements are necessary to verify that the injected air meets the requirements.

Supply of air replacement through, for example, a door or a window that opens and closed several times during the day, is not considered a functioning ventilation.

The ventilation system must be provided with a control device indicating inadequate functioning.

It must also be designed so that recirculation is automatically switched off if the cleaning is insufficient.



Erasmus+

LOCAL EXHAUST VENTILATION



Ventilation systems must be designed and located, so that noise and drafts are avoided and, so that maintenance can be done safely.

It must be ensured that ventilation does not constitute a danger.

If the ventilation system can be opened, closed, adjusted and secured, it must be done in a safe manner.

Ventilation systems must be kept in good condition, including being cleaned and checked regularly.

